



A-Blen DT ECO semi-flexible bollards (with double reflective tape) are made of a plastic material that provides **limited flexibility**, in the event of an impact and if its flexibility is not overcome, the bollard returns to its original position without any deformation.

Semi-flexible bollard to be screwed into the ground, with central screw. Semi-flexible bollard A-Blen DT Eco Easy to install as it has a single screw that must be screwed into the pavement, without losing the characteristics of the bollard.

A-BLEN DT ECO SCREW MODELS:










Black Ref. PBLENDTECON
Green Ref. PBLENDTECOV

Fixing key for to screw A-Blen ø 100 bollard.

Ref. LLBLENT



A-BLEN ECO DT BOLLARDS ADVANTAGES:

-  Semiflexible.
-  100 % recyclable.
-  Not painted. No rust. Maintenance-free.
-  Excellent impact resistance and flexibility on a wide range of temperatures.
-  High resistance to many solvents, oils and greases.
-  High resistance to abrasion.
-  Pleasant to touch.
-  Aesthetically identical to metal bollards.
-  Double milling and Level 2 reflective tape, improving the visibility of the bollard.

EASY INSTALLATION:



1- Make a hole in the ground in order to place the anchorage.



2- Clean the hole once it is done and fill it with Epoxy resin.



3- Introduce the anchorage in the hole and wait until it gets dry.



4- Screw the bollard manually.



5- Finish screwing the bollard with the help of the optional key.