



City manual telescopic bollard, manufactured from \varnothing 95 mm steel tube. Bollard cap with rounded edges to avoid damaging people.

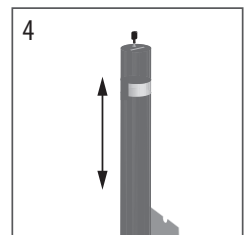
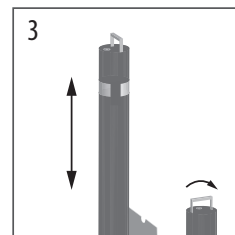
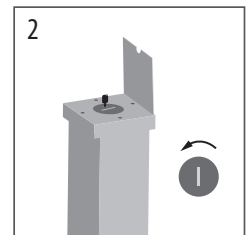
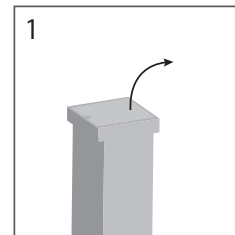
Installation by means of a foundation case. It allows the replacement of the bollard already installed without needing civil works.

Installation:



OPERATION:

1. Lift the lid to access the bollard lock.
2. Unlock the key and rotate the bollard using the upper handle.
3. Pull the upper handle to lift the bollard and rotate it to fix it.
4. Lock the bollard in this position by turning the key and press on the push-button of the lock so that it does not protrude.



SIZE:

Diameter: \varnothing 95 mm.
Height: 800 mm.

