



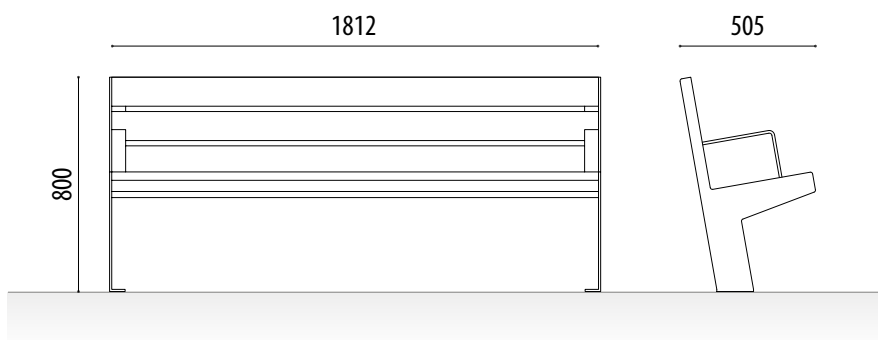
Ref. BENERREG01

MEASURES:

Width: 505 mm.

Total height: 800 mm.

Length: 1812 mm.



Enerre model urban bench composed of 5 tropical wood slats 1800x110x35 mm.

Structure built with 60x8 mm handrails, folded and 10 mm sheet, in the form of "r".

It allows the aesthetic combination of materials (iron, corten, stainless, ...) between the sheet metal and the handrail.

Designed using a simple screw system to facilitate assembly and save transportation.

Ideal for town halls, shopping centers, schools, squares, streets, parks,...

STANDARD FINISHES:

Grey oxiron. Ref. BENERREG01

OPTIONAL:

- Possibility of synthetic wood slats.
- Possibility of iron slats.
- Possibility of manufacturing in imitation corten or in other colors.




Wood



Tube



Sheet



Perforated sheet

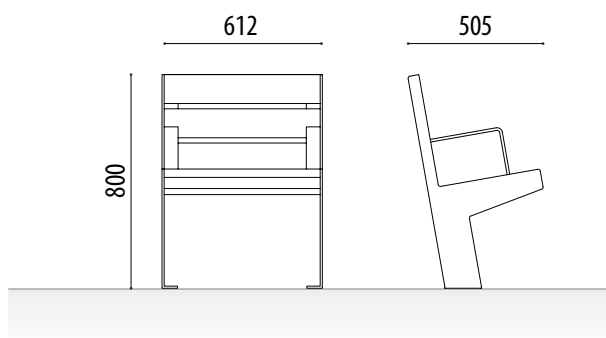




Ref. SENERREG01

MEASURES:

Width: 505 mm.
Total height: 800 mm.
Length: 612 mm.



Ente model urban chair composed of 5 tropical wood slats 1800x110x35 mm.

Structure built with 60x8 mm handrails. folded and 10 mm sheet. in the form of "T".

It allows the aesthetic combination of materials (iron, corten, stainless, ...) between the sheet metal and the handrail.

Designed using a simple screw system to facilitate assembly and save money transport.

Ideal for town halls, shopping centers, schools, squares, streets, parks,...

STANDARD FINISHES:

Grey oxiron. Ref. SENERREG01

OPTIONAL:

- Possibility of synthetic wood slats.
- Possibility of iron slats.
- Possibility of manufacturing in imitation corten or in other colors.




Wood



Tube



Sheet



Perforated sheet