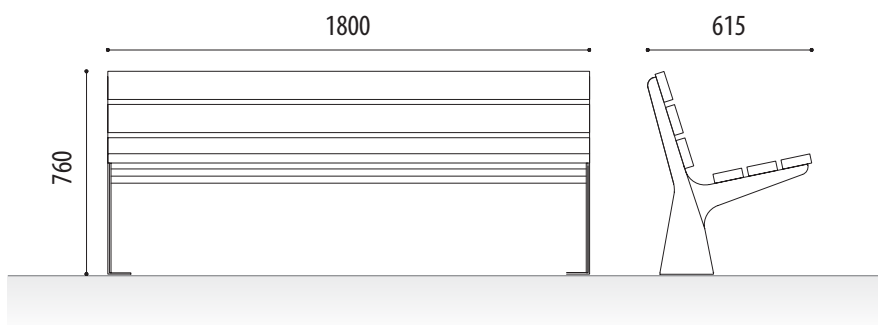




Ref. BSADEG01

SIZE:

Width: 615 mm.
Height: 760 mm.
Length: 1800 mm.



Sade urban bench composed of six 1800x110x35 mm tropical wood slats.

Structure commanufactured from 6 mm metal sheet, with elaborate-designed shape, and additional plate to support the slats.

Ideal for municipalities, shopping centres, schools, squares, streets, parks, etc....

STANDARD FINISHES:


Oxiron grey. Ref. BSADEG01

OPTIONAL:


- Possibility of synthetic wood slats.
- Possibility of steel slats.
- Possible manufacture in faux weathering or other colours.




Wood



Tube



Flat sheet



Perforated sheet

The bench is supplied unassembled in order to facilitate its transportation.





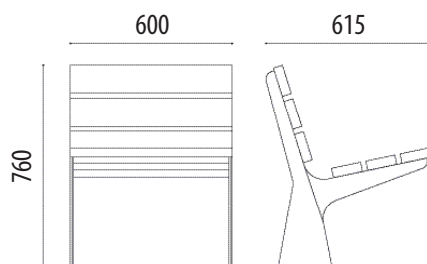
Ref. SSADEG01

SIZE:

Width: 615 mm.

Total height: 760 mm.

Length: 600 mm.



Sade urban single-seat bench composed of 6 slats of tropical wood of 600x110x35 mm.

Structure commanufactured from 6 mm metal sheet, with elaborate-designed shape, and additional plate to support the slats.

Ideal for municipalities, shopping centres, schools, squares, streets, parks, etc....

STANDARD FINISHES:


Oxiron grey. Ref. SSADEG01

OPTIONAL:


- Possibility of synthetic wood slats.
- Possibility of steel slats.
- Possible manufacture in faux weathering or other colours.




Wood



Tube



Flat sheet



Perforated sheet